

**Turning Movement Summary Diagram**

North On		
Vehicle Type	Vol	%
A: Passenger Vehicle	0	0.0
B: Recreational Vehicle	0	0.0
C: Bus	0	0.0
D: Single Unit Truck	0	0.0
E: Tractor Trailer Unit	0	0.0
ASDT	AADT 0	

Reference No.: 59270

Intersection of:

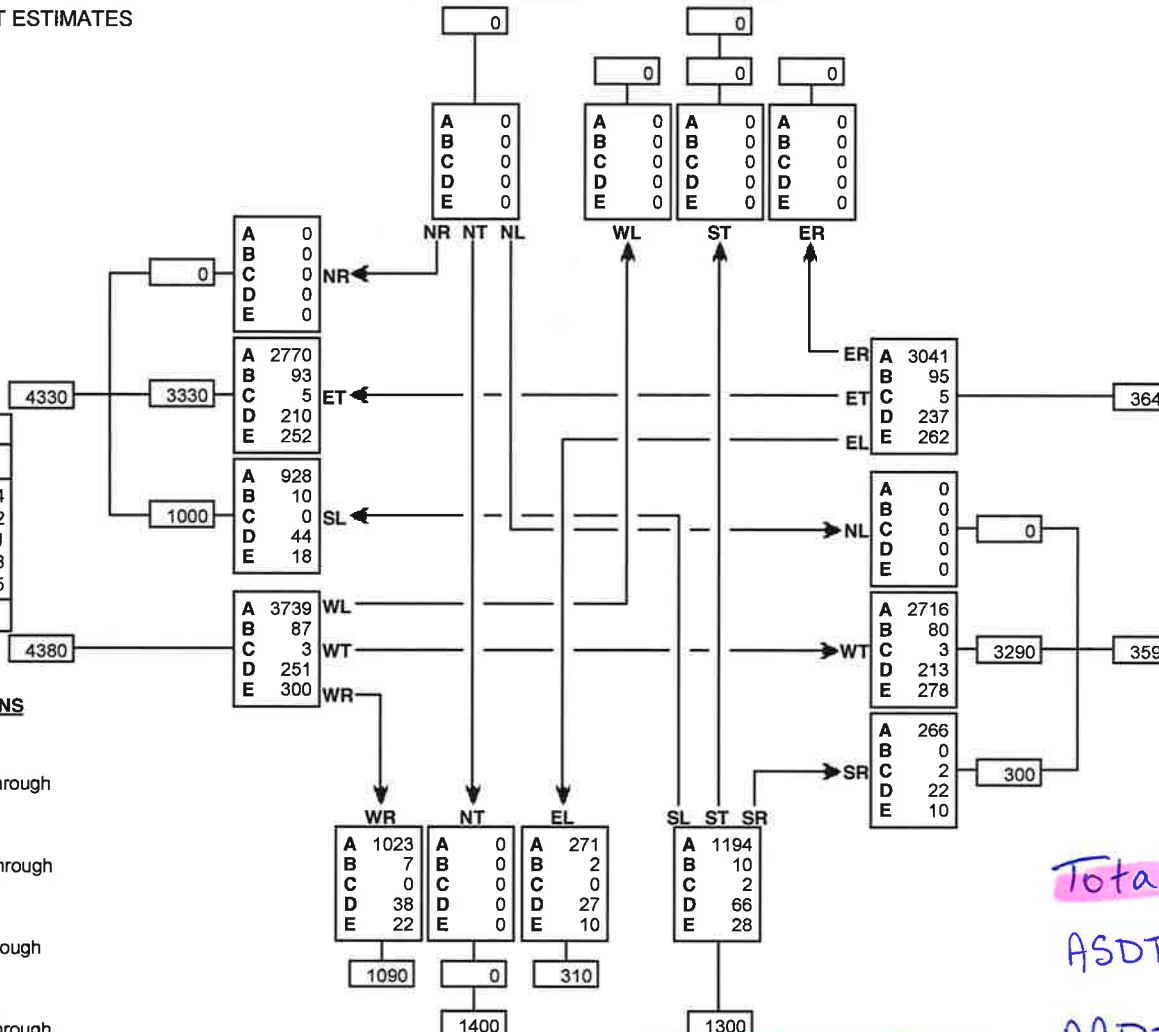
27 & 760 IN SUNDRE

*Bergen Road*

2016 AADT / ASDT ESTIMATES

West On 27		
Vehicle Type	Vol	%
A: Passenger Vehicle	7437	85.4
B: Recreational Vehicle	190	2.2
C: Bus	8	0.1
D: Single Unit Truck	505	5.8
E: Tractor Trailer Unit	570	6.5
ASDT	9900	AADT 8710

East On 27		
Vehicle Type	Vol	%
A: Passenger Vehicle	6023	83.3
B: Recreational Vehicle	175	2.4
C: Bus	10	0.1
D: Single Unit Truck	472	6.5
E: Tractor Trailer Unit	550	7.6
ASDT	8220	AADT 7230



**TURNING MOVEMENT ABBREVIATIONS**

- NR: Traffic From North Turning Right
- NL: Traffic From North Turning Left
- NT: Traffic From North Proceeding Through
- SR: Traffic From South Turning Right
- SL: Traffic From South Turning Left
- ST: Traffic From South Proceeding Through
- ER: Traffic From East Turning Right
- EL: Traffic From East Turning Left
- ET: Traffic From East Proceeding Through
- WR: Traffic From West Turning Right
- WL: Traffic From West Turning Left
- WT: Traffic From West Proceeding Through

**TURNING MOVEMENT ABBREVIATIONS**

- AADT: Average Annual Daily Traffic  
Average daily traffic expressed as vehicles per day for period of January 1 to December 31 (365 days)
- ASDT: Average Summer Daily Traffic  
Average daily traffic expressed as vehicles per day for period of May 1 to September 30 (153 days)

South On 760		
Vehicle Type	Vol	%
A: Passenger Vehicle	2488	92.1
B: Recreational Vehicle	19	0.7
C: Bus	2	0.1
D: Single Unit Truck	131	4.9
E: Tractor Trailer Unit	60	2.2
ASDT	3070	AADT 2700

*-Bergen Road*

*Totals: DAY YEAR*  
*ASDT: 21,190 | 7,734,350*  


---

*AADT: 18,640 | 6,803,600*

### Turning Movement Summary Diagram

Reference No.: 59270

Intersection of:  
27 & 760 IN SUNDRE

2016 a.m. 100th Highest Hour ESTIMATES

North On		
Vehicle Type	Vol	%
A: Passenger Vehicle	0	0.0
B: Recreational Vehicle	0	0.0
C: Bus	0	0.0
D: Single Unit Truck	0	0.0
E: Tractor Trailer Unit	0	0.0
<b>Total</b>	<b>0</b>	

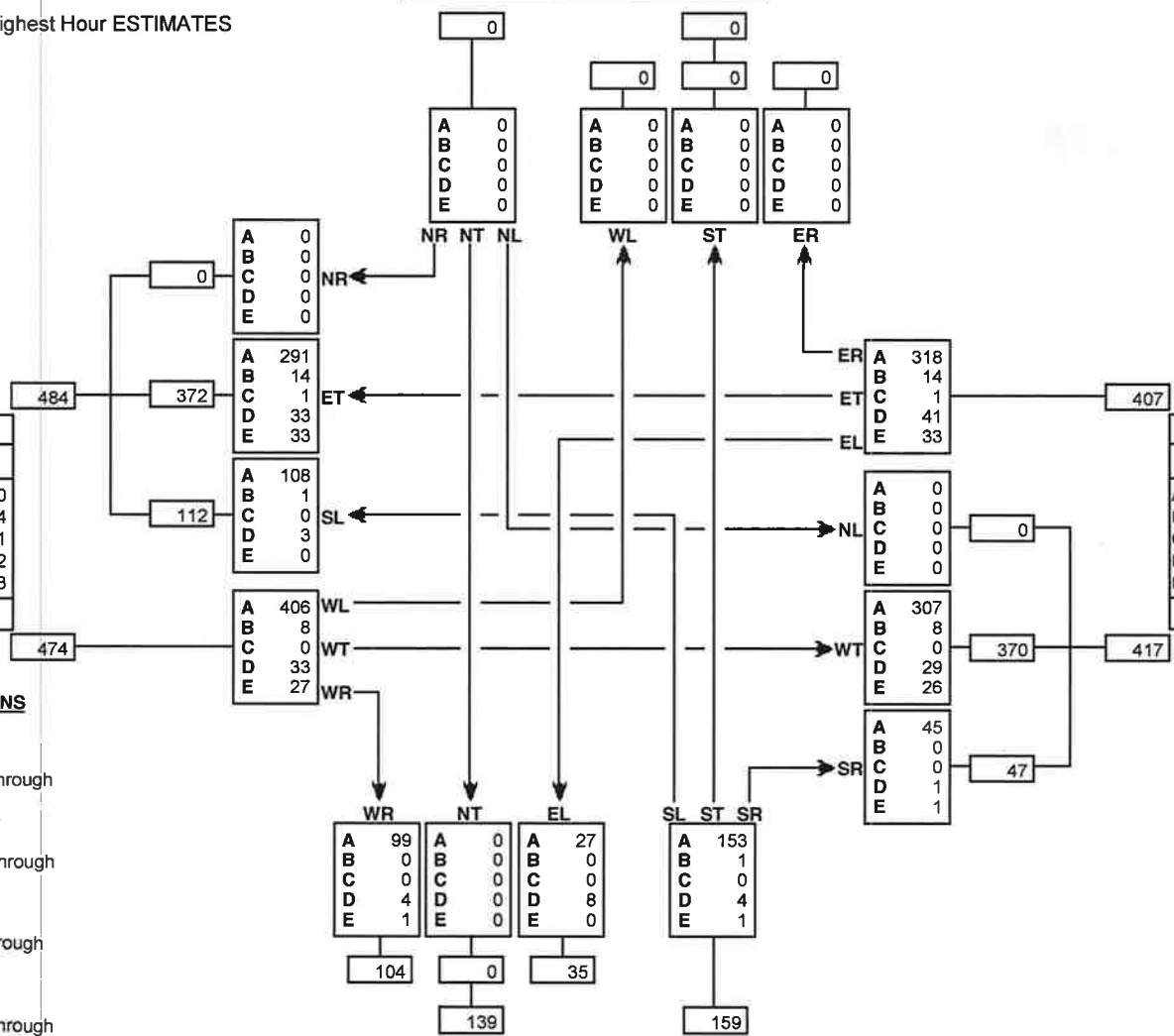
West On 27		
Vehicle Type	Vol	%
A: Passenger Vehicle	805	84.0
B: Recreational Vehicle	23	2.4
C: Bus	1	0.1
D: Single Unit Truck	69	7.2
E: Tractor Trailer Unit	60	6.3
<b>Total</b>	<b>958</b>	

East On 27		
Vehicle Type	Vol	%
A: Passenger Vehicle	670	81.3
B: Recreational Vehicle	22	2.7
C: Bus	1	0.1
D: Single Unit Truck	71	8.6
E: Tractor Trailer Unit	60	7.3
<b>Total</b>	<b>824</b>	

South On 760		
Vehicle Type	Vol	%
A: Passenger Vehicle	279	93.6
B: Recreational Vehicle	1	0.3
C: Bus	0	0.0
D: Single Unit Truck	16	5.4
E: Tractor Trailer Unit	2	0.7
<b>Total</b>	<b>298</b>	

**TURNING MOVEMENT ABBREVIATIONS**

- NR: Traffic From North Turning Right
- NL: Traffic From North Turning Left
- NT: Traffic From North Proceeding Through
- SR: Traffic From South Turning Right
- SL: Traffic From South Turning Left
- ST: Traffic From South Proceeding Through
- ER: Traffic From East Turning Right
- EL: Traffic From East Turning Left
- ET: Traffic From East Proceeding Through
- WR: Traffic From West Turning Right
- WL: Traffic From West Turning Left
- WT: Traffic From West Proceeding Through



### Turning Movement Summary Diagram

Reference No.: 59270

Intersection of:  
27 & 760 IN SUNDRE

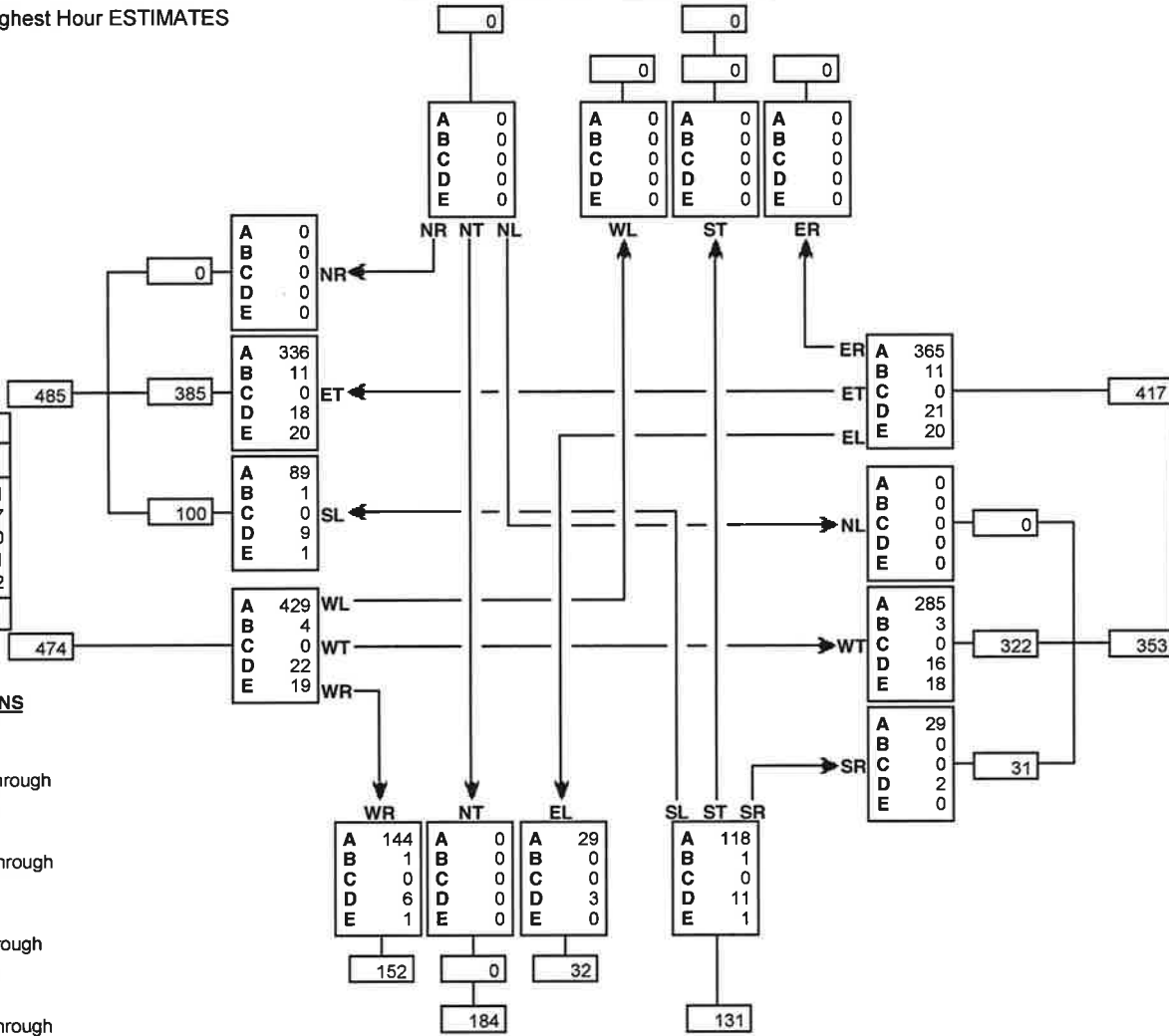
2016 p.m. 100th Highest Hour ESTIMATES

West On 27		
Vehicle Type	Vol	%
A: Passenger Vehicle	854	89.1
B: Recreational Vehicle	16	1.7
C: Bus	0	0.0
D: Single Unit Truck	49	5.1
E: Tractor Trailer Unit	40	4.2
<b>Total</b>	<b>959</b>	

North On		
Vehicle Type	Vol	%
A: Passenger Vehicle	0	0.0
B: Recreational Vehicle	0	0.0
C: Bus	0	0.0
D: Single Unit Truck	0	0.0
E: Tractor Trailer Unit	0	0.0
<b>Total</b>	<b>0</b>	

East On 27		
Vehicle Type	Vol	%
A: Passenger Vehicle	679	88.2
B: Recreational Vehicle	14	1.8
C: Bus	0	0.0
D: Single Unit Truck	39	5.1
E: Tractor Trailer Unit	38	4.9
<b>Total</b>	<b>770</b>	

South On 760		
Vehicle Type	Vol	%
A: Passenger Vehicle	291	92.4
B: Recreational Vehicle	2	0.6
C: Bus	0	0.0
D: Single Unit Truck	20	6.3
E: Tractor Trailer Unit	2	0.6
<b>Total</b>	<b>315</b>	



**TURNING MOVEMENT ABBREVIATIONS**

- NR: Traffic From North Turning Right
- NL: Traffic From North Turning Left
- NT: Traffic From North Proceeding Through
- SR: Traffic From South Turning Right
- SL: Traffic From South Turning Left
- ST: Traffic From South Proceeding Through
- ER: Traffic From East Turning Right
- EL: Traffic From East Turning Left
- ET: Traffic From East Proceeding Through
- WR: Traffic From West Turning Right
- WL: Traffic From West Turning Left
- WT: Traffic From West Proceeding Through

